

*A Data Archiving Strategy for Profit Centers*

*Below is a snippet from one of hundreds of articles available to ERPtips subscribers.*

*If you would like a complimentary copy of the full article, please email*

**[Mark.Downs@ERPtips.com](mailto:Mark.Downs@ERPtips.com)**

*(include the title of the article in your email)*

*To subscribe to ERPtips, go to*

**[www.ERPtips.com/Subscribe.asp](http://www.ERPtips.com/Subscribe.asp)**

*ERPtips Journal is published by Klee Associates, Inc.*

*ERPtips University provides both public and onsite training for SAP clients.*

*For more about ERPtips University, including the current schedule, click here:*

**[www.ERPtips.com/WorkshopSchedule.asp](http://www.ERPtips.com/WorkshopSchedule.asp)**

---

*A Data Archiving Strategy for Profit Centers*

Each of Breck Whitten's major works on data archiving gives readers another approach they can take in their archiving efforts. In this detailed how-to white paper, which includes Breck's usual configuration guides and screen shots, Breck once again shares the "lessons learned" from Halliburton's

Click here to read this Snippet



## A Data Archiving Strategy for Profit Centers

### 4. The Screen showing should be “New Entries: Details of Added Entries”:

**New Entries: Details of Added Entries**




Object name: EC\_PCA\_ITM  
 Report type: TR  
 Program name: KE5Z  
 ArchiveSelectnLive: X

Update the following **required** and **optional** fields:

Field Name	Description	R/O/D*	User Action and Values	Comments
Object Name	Name of the Archive Object	R	<b>EC_PCA_ITM</b>	This is a display-only field.
Report type	The Logical File Name created for the archive object.	R	Choose the report type	Enter as needed. What is entered in this example is only an example.
Program Name		R	Enter the report name	Enter as needed. What is entered in this example is only an example.
Archive Selection Live	Either choose archive file from screen or as part of the variant.	O	Enter X to make it part of the screen.	



## A Data Archiving Strategy for Profit Centers

5. Click on the save button  or Function Key F11 to save.
6. Return Back to Previous Screen clicking on the button "Back" 
7. Return Back to SARA by clicking on the button 

[Return](#)